



# EXPAND YOUR WI-FI NETWORK ONE UNIT AT A TIME

## NS-02

CLOUDMESH SATELLITE



The CloudMesh Satellite (NS-02) works wirelessly with a CloudMesh Gateway (NF20MESH), forming a single powerful Whole Home Wi-Fi Mesh network coverage.



### WI-FI 6 IS HERE

**Wi-Fi 6** is the next generation of Wi-Fi. Delivering significant speed, performance and efficiency improvements, it provides up to four times more device capacity than Wi-Fi 5. These improvements enable end users to stream higher quality with more devices on the network, while still operating at optimal performance. Your **Wi-Fi 6 Gateway** will future-proof your Wi-Fi experience, and enable smart devices throughout your modern, connected home.



### WI-FI AUTOPILOT

Every **CloudMesh Satellite** includes the **CloudMesh Wi-Fi AutoPilot**.

The **Wi-Fi AutoPilot** constantly scans and analyses the end-user Wi-Fi environment. If any detrimental changes are detected, the AutoPilot adjusts the Satellite's Wi-Fi parameters. Any action taken is based on a patented and weighted algorithm, ensuring that the internet connection experience is not compromised. It ensures that every Wi-Fi client device is connected on the best possible channel, using the fastest available band, at the perfect RF power level and at the closest Wi-Fi access point.



### WORKS WIRELESSLY WITH THE NF20MESH

The **CloudMesh Satellite** (NS-02) works wirelessly with the **CloudMesh Gateway** (NF20MESH), forming a single powerful Whole Home Wi-Fi Mesh network with all the control and settings centralized on the gateway. The gateway becomes the Wi-Fi Mesh master node and Wi-Fi client devices roam seamlessly between the satellites and the gateway.

# KEY FEATURES CONT.



## EDGE PROCESSING

Performing adjustments and assessing the environment at the edge via Cloud Intelligence, **CloudMesh** and the **Wi-Fi Analytics Cloud** deliver a high reliability, low latency, superior performance with real-time applications such as video conferencing, and reduced costs associated with cloud server traffic.



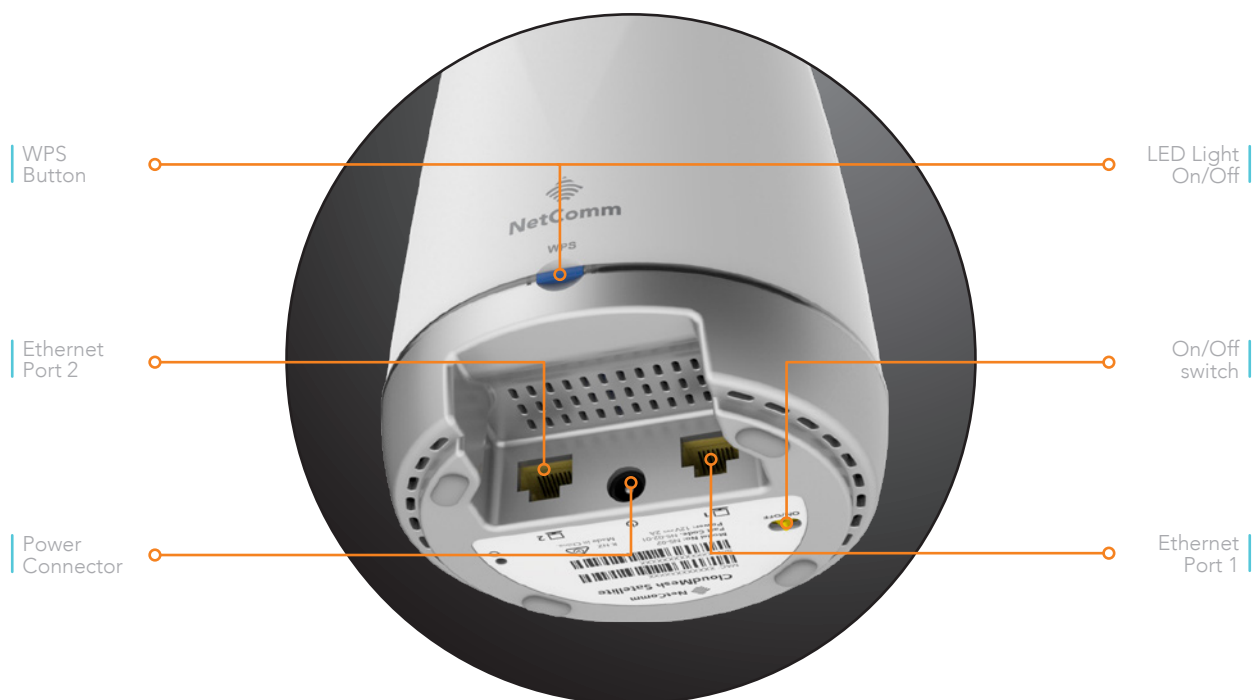
## SEAMLESS DEPLOYMENT

The **CloudMesh** system is a turnkey, out-of-the-box solution. ISP Satellite pre-provisioning is available via a cloud portal and API, allowing for a Zero Touch configuration experience for the end-user.



## IMPROVED CUSTOMER EXPERIENCE

The **CloudMesh Satellite** is a user-friendly device designed for an enhanced customer experience. It's developed to minimize common Wi-Fi problems starting from the device placement to various Wi-Fi interferences. Intelligent software inside paired with easy-to-understand LED lights will help end-users choose the optimal position for the best Wi-Fi performance.



# PRODUCT INTERFACES



## PERFECT FOR

- › ISPs looking to provide a cost-effective, fully integrated Wi-Fi Mesh solution with full control and visibility of all access points to their new and existing customers
- › ISPs who want to reduce number of Wi-Fi related support calls, using self-adapting Wi-Fi Technology on the Wi-Fi Mesh Satellites.
- › End-users living in larger units / houses searching for a seamless whole-home network solution to improve Wi-Fi coverage.

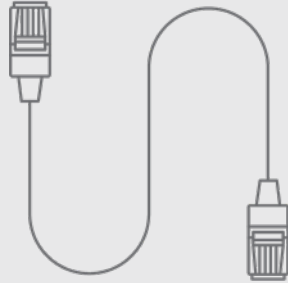
## FEATURES AT A GLANCE

- › Automated Wi-Fi issue resolution with Wi-Fi AutoPilot
- › Seamless connection with a CloudMesh Gateway
- › CloudMesh App for Wi-Fi Analytics and Troubleshooting
- › LED light bar for indicating the optimal placement of each satellite
- › Two (2) Gigabit ports for versatile connectivity
- › Vertical PCB and Antenna design for increased Wi-Fi coverage and cooling
- › Zero-touch setup, Cloud Orchestration and Seamless Wi-Fi Client Roaming for best user experience

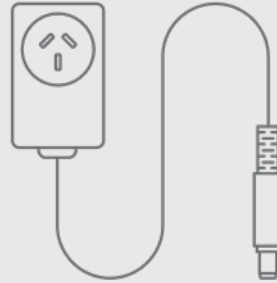
# WHAT'S IN THE BOX



1 x CloudMesh Satellite  
(NS-02)



1 x Ethernet Cable



1 x DC Power Adapter



1 x Quick Start Guide

## TECHNICAL SPECIFICATIONS

### WIRELESS NETWORK

- › IEEE 802.11 a/b/g/n/ac/ax

### WIRED NETWORK

- › Two (2) Auto-sensing Gigabit LAN ports

### DIMENSIONS (L X W X H)

- › 113 (w) x 145 (h) x 110 (d) mm

### WEIGHT (PER UNIT)

- › 455g

### POWER INPUT

- › 100 V to 240 V/AC, 50/60 Hz

### TEMPERATURE

- › Operating Temperature Range:  
0 to 40 °C
- › Storage Temperature Range:  
-20 to 70 °C

### HUMIDITY

- › Operating Humidity Range:  
10% to 90% non-condensing
- › Storage Humidity Range:  
5% to 90% non-condensing

### PART NUMBER

- › NS-02-01

### CERTIFICATIONS

- › RCM

Trademarks and registered trademarks are the property of NetComm Wireless Limited or their respective owners. Specifications are subject to change without notice. Images shown may vary slightly from the actual product.

NS-02\_R3\_ANZ



NetComm Wireless Limited is now a part of Casa Systems, Inc.  
**Casa Systems, the future of NetComm**

AU

#### ANZ HEAD OFFICE **SYDNEY**

**Casa Systems Inc.**

18-20 Orion Road, Lane Cove NSW 2066, Sydney  
Australia | +61 2 9424 2070

[www.netcomm.com](http://www.netcomm.com)

US

#### CORPORATE HEADQUARTERS **ANDOVER**

**Casa Systems Inc.**

100 Old River Road, Andover, MA 01810  
USA | +1 978 688 6706

[www.casa-systems.com](http://www.casa-systems.com)